



INDIAN SCHOOL NIZWA - WORKSHEET

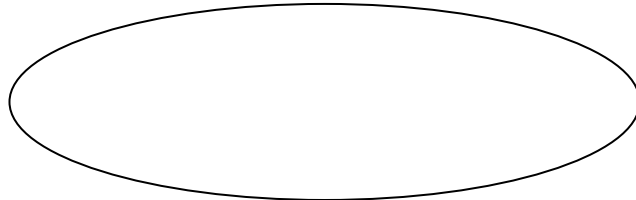
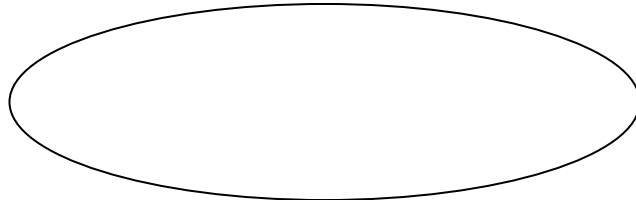
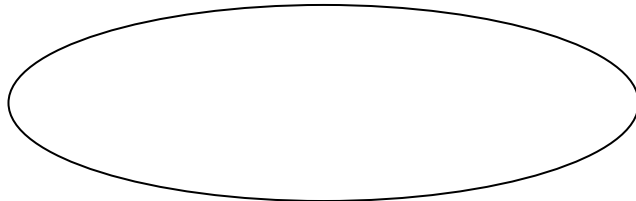
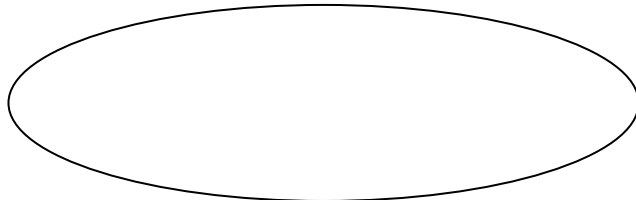
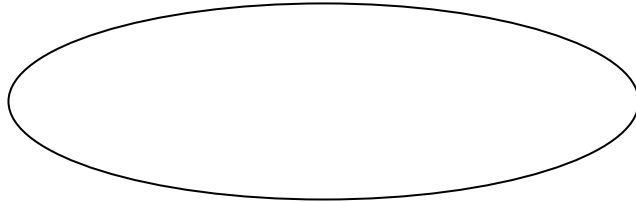
GENERAL SCIENCE CH:23 POCHAMPALLI

Name: _____

Date: _____

Class: IV Sec: ____

I Describe the steps from the thread to sari and complete the web chart:



II **True or False:**

1. The loom has many needles. _____
2. Vani and Prasad had learnt the skill of weaving from their teachers. _____
3. Mukhtapur village is in the Pochampalli district of Rajasthan. _____
4. Big shopkeepers give weavers very little money. _____



INDIAN SCHOOL NIZWA - WORKSHEET

5. The weavers weave the Pochampalli sarees in bright colours. _____

III Answer the following questions:

a) Where is Pochampalli?

Ans.
.....

b) Why is the special cloth woven called Pochampalli?

Ans.
.....

c) What is the use of needles on the looms?

Ans.
.....
.....

d) Why are many weavers at Pochampalli giving up their family craft?

Ans.
.....
.....

e) Write few examples of special things that have become famous by the name of place where they are made.

Ans.
.....
.....
.....
.....



INDIAN SCHOOL NIZWA - WORKSHEET